



Newsletter # 55 November 6, 2012

Household Emissions Survey 2011 shows 22% decrease in emissions since 2007

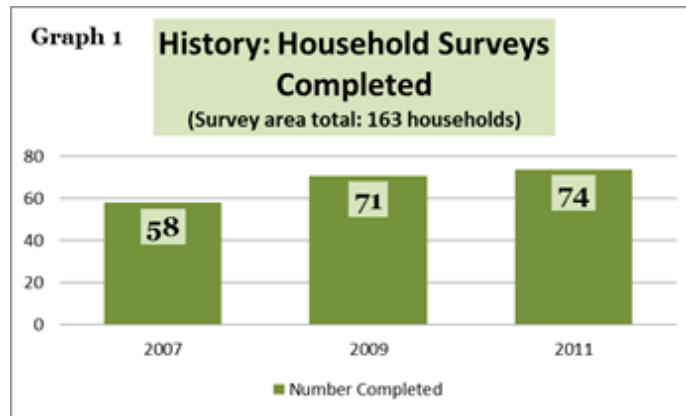
Just five years ago, the Community Hall was packed to the rafters for the launch of Eden Mills Going Carbon Neutral. At that gathering we dreamed – we dreamed that the people of Eden Mills could set an example – that this one Village would produce no more carbon dioxide than it would absorb.

Eden Mills – We are doing it! We are going carbon neutral! We are, collectively, making an idea become reality. We are more than 75% of the way to our goal.

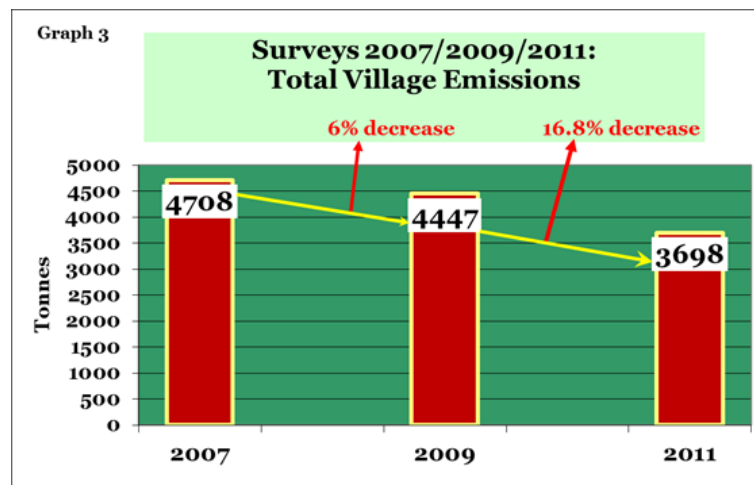
For more details on the 2011 survey, please see the full report on our website:
<http://www.goingcarbonneutral.ca/index.cfm?page=Surveys>

Our 2011 survey tells the story –

1. The number of households willing to complete the 2011 survey was 106.
The number of those who actually completed the survey continues to grow:



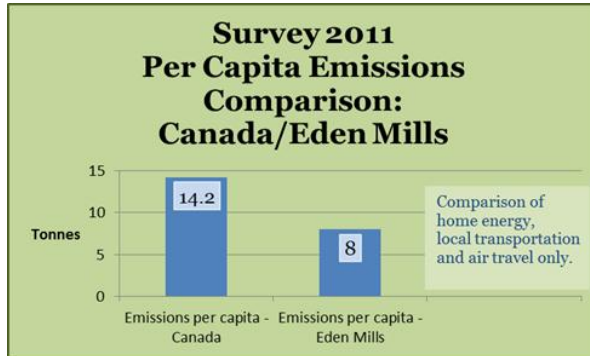
2. The emissions from our homes, land travel and air travel have decreased by **1010 tonnes** since 2007:





A project of the Eden Mills Millpond Conservation Association Inc.

3. Our emissions per capita, comparing only the categories we document in the Village (household/transportation) are lower than the Canadian average.



How are we reducing our emissions?

We have reduced both our land and air transportation emissions. As far as our houses go, we have made a lot of changes. The chart shows how many reporting households made each kind of change:

	Before Jan. 1, 2011	After Jan. 1, 2011	Total
New insulation	14	8	22
New windows	16	10	26
New caulking and/or weather stripping	13	9	22
Installation of a programmable thermostat	16	5	21
Insulation of water heater and/or pipes	12	8	20
New water heater	11	8	19
Installation of solar water heater	2	0	2
Installation of solar electric panels	1	1	2
New energy star appliances	17	8	25
Installation of heat pump	6	2	8
Installation of LED lighting	7	6	13
Installation of fluorescent lights	21	12	33

How are we absorbing our emissions?

1. Our existing “forest” and ground cover absorbs more than 50% (2354 tonnes) of our base-line emissions annually.
2. Our new tree plantings now absorb 6% (282 tonnes) more CO2 emissions annually.

Emissions remaining to be reduced or absorbed in order to achieve carbon neutrality...

Approximately only 22% or 1036 tonnes!



A project of the Eden Mills Millpond Conservation Association Inc.

Our thanks to the 2011 survey volunteers!

Survey and Guide Revisions for 2011:

Kathie Lamie, Brian Skerrett, Charles Simon, Les Zawadzki, Lee Wisener and University of Guelph students

Coordination of neighbourhood volunteers:

Kathie Lamie and Brian Skerrett

Neighbourhood Volunteers:

Ash Street: Linda Hendry/Les Zawadzki, Kathie Lamie/Brian Skerrett

Barden St.: Charles Simon/Jack Darmon

Edgewood: Libby Little

Lowrie Lane: Bob Turner

Memorial: Karen Williams

Park: Jan Chapman

Wilson: Amber Williams

York: Jamie Giddings

2nd Line, Stevenson, Cedar, Chapel, Glen River Path:

Katarina Vuckovic

University of Guelph students:

Laura Alpi, Ian Herzog, Emily Hope, Tobias Jones and Monika Susz

Final Report:

Lee Wisener, Linda Sword

Awards and Recognition



Congratulations to Libby Little and Charles Simon on receiving the Queen's Diamond Jubilee Medal for their work on Eden Mills Going Carbon Neutral.

Film Documentary: For 3 days in October, Henri and Laura, two young filmmakers from France who were inspired by our project, recorded examples of the impact of Eden Mills Going Carbon Neutral. Eden Mills will be one segment in a film looking at Canadian stories of change related to the environment in locations from the Yukon to the Saguenay. Thank you to those residents who invested their time and shared their stories. We'll keep you posted on the film's progress.